

DRAFT
FOR PUBLIC CONSULTATION

BENCHMARK:
SEAL:
SEAL:

THIS DRAWING AND DESIGN IS COPYRIGHT PROTECTED WHICH SHALL NOT BE USED, REPRODUCED OR REVISED WITHOUT WRITTEN PERMISSION BY WT INFRASTRUCTURE SOLUTIONS INC.
THE CONTRACTOR SHALL CHECK AND VERIFY ALL DIMENSIONS AND UTILITY LOCATIONS AND REPORT ALL ERRORS AND OMISSIONS PRIOR TO COMMENCING WORK.
THIS DRAWING IS NOT TO BE SCALED.

NO.	BY	DATE	ISSUE / REVISION
1	JS	2021/11/24	ISSUED FOR PUBLIC CONSULTATION



PROJECT NAME:
WWW UPGRADES CALEDONIA

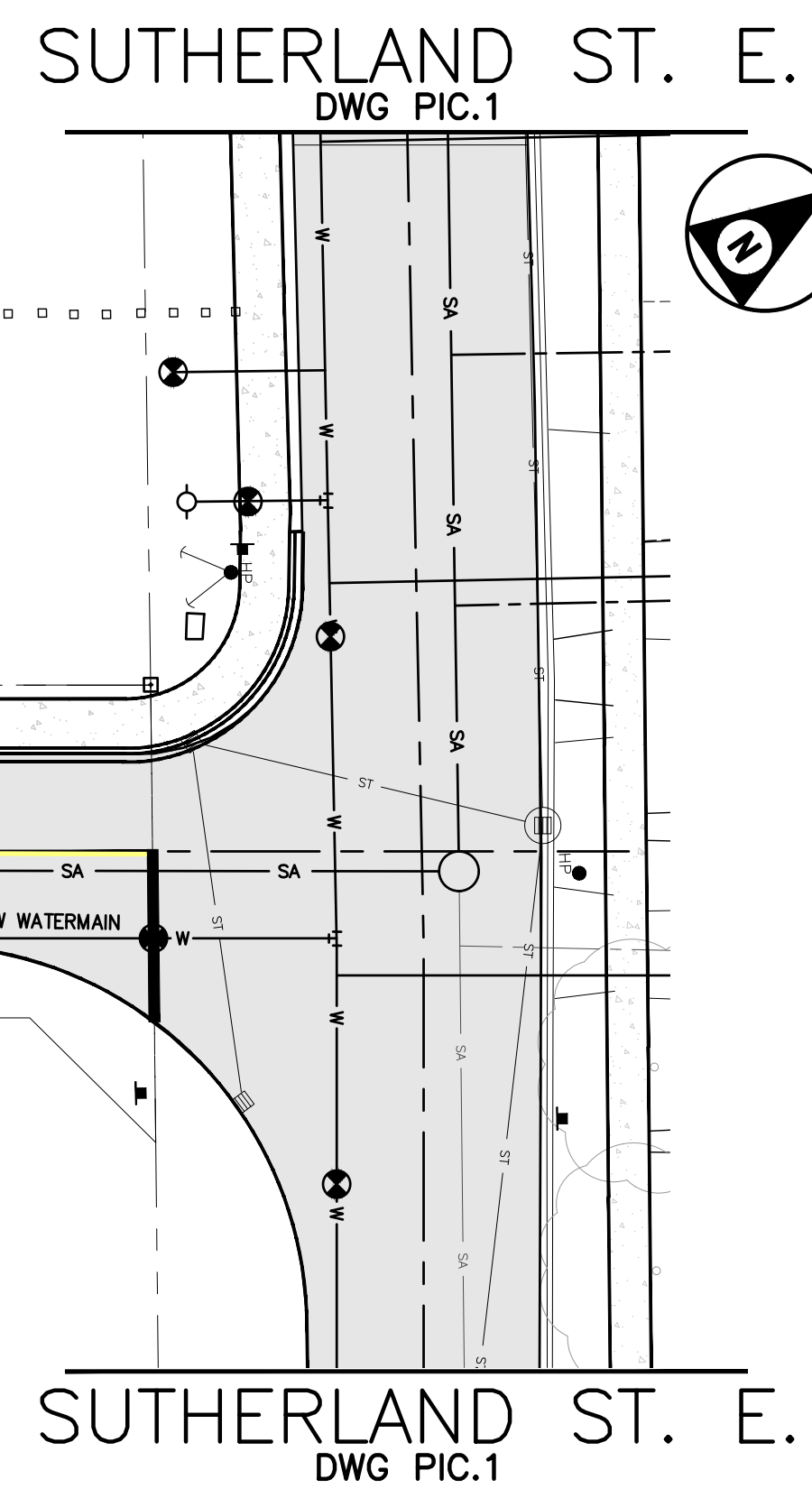
CLIENT REF: ENG 70-2021
DRAWING TITLE:
SUTHERLAND STREET EAST
LAYOUT PLAN - 1 OF 2

PROJECT NO: 20-2018	DATE: JULY 2021
SCALE: H - 1:250 V - 1:50	IF THIS BAR IS NOT 25mm LONG, ADJUST THE PLOTTING SCALE.
DESIGNED BY: A.TULK	
DRAWN BY: J.AUCKLAND	25mm
CHECKED BY: J.WITHERSPOON	
DRAWING NO.:	REV: 1
SHEET NO.:	1 OF 4



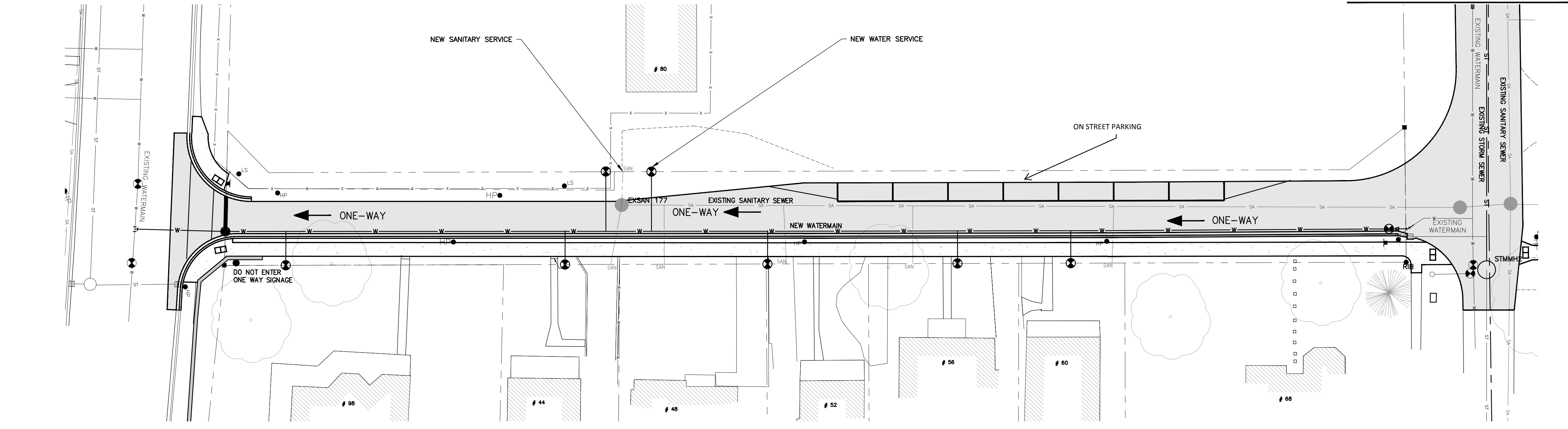
CAITHNESS ST. E.
DWG PIC.4

WEST EDINBURGH SQ.



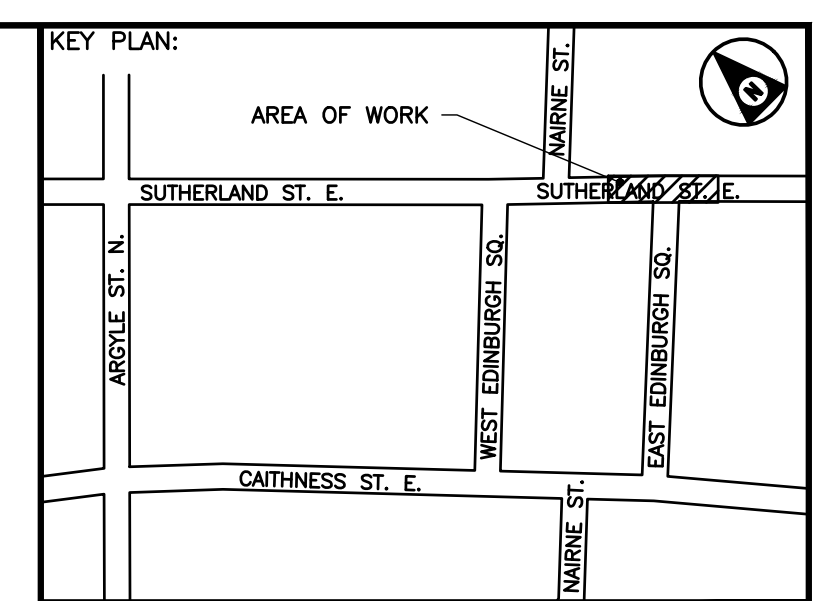
SUTHERLAND ST. E.
DWG PIC.1

CAITHNESS ST. E.



SUTHERLAND ST.
DWG PIC.2

EAST EDINBURGH SQ.



DRAFT
FOR PUBLIC CONSULTATION

BENCHMARK:

SEAL:	SEAL:
-------	-------

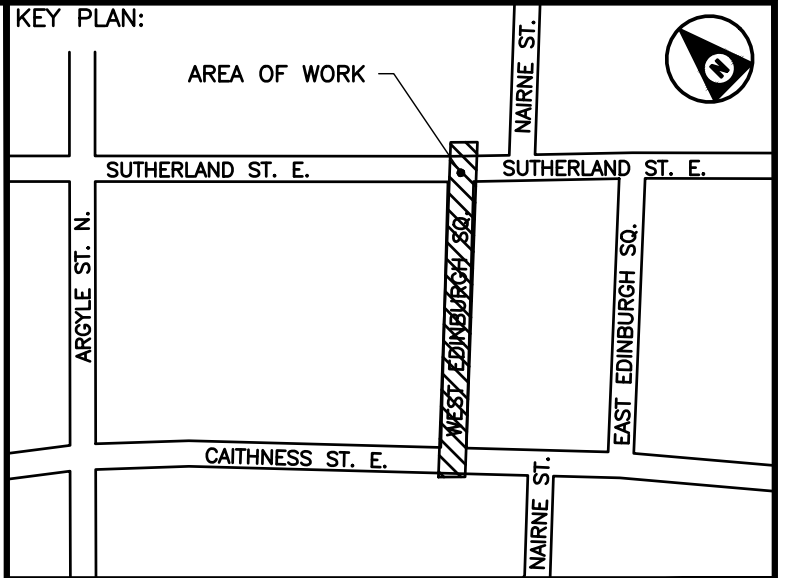
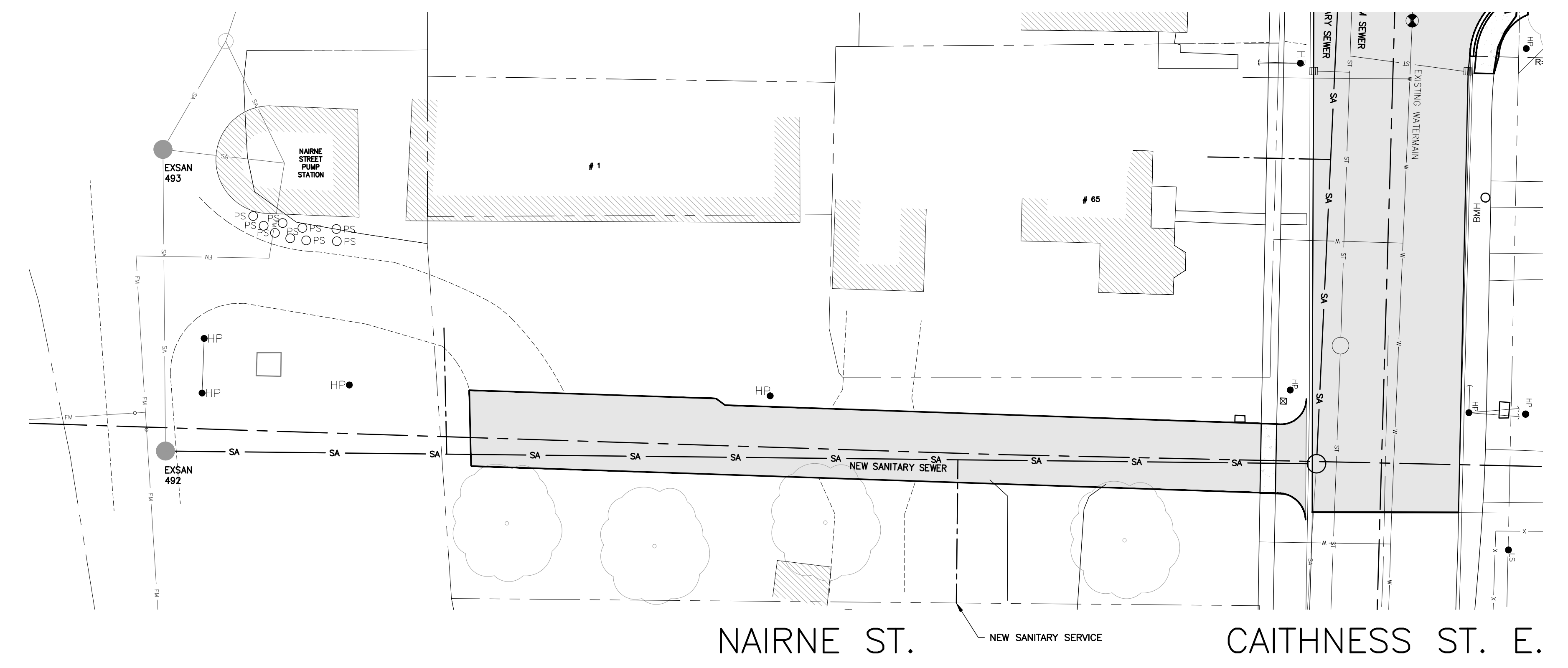
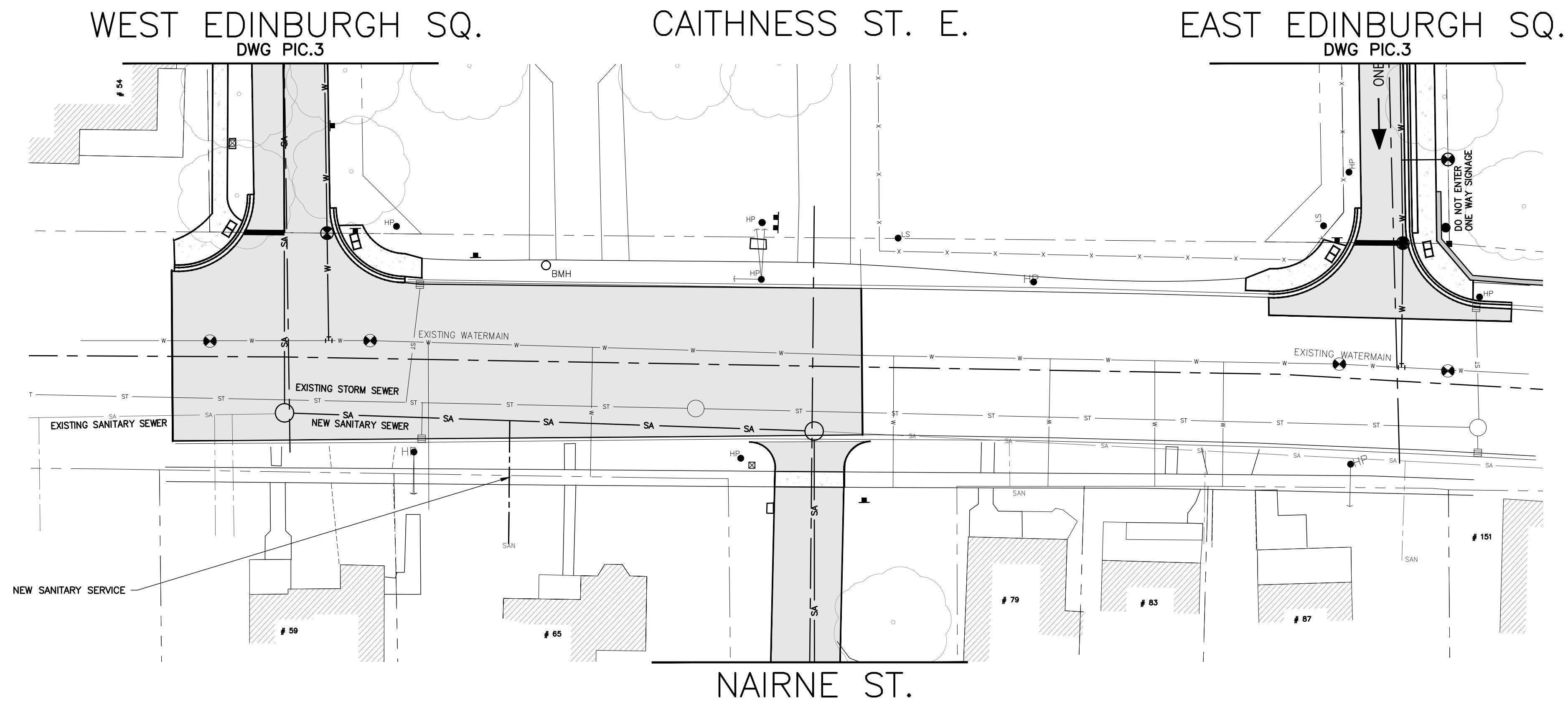
THIS DRAWING AND DESIGN IS COPYRIGHT PROTECTED WHICH SHALL NOT BE USED, REPRODUCED OR REVISED WITHOUT WRITTEN PERMISSION BY WT INFRASTRUCTURE SOLUTIONS INC.
THE CONTRACTOR SHALL CHECK AND VERIFY ALL DIMENSIONS AND UTILITY LOCATIONS AND REPORT ALL ERRORS AND OMISSIONS PRIOR TO COMMENCING WORK.
THIS DRAWING IS NOT TO BE SCALED.

NO.	BY	DATE	ISSUE / REVISION
1	JS	2021/11/24	ISSUED FOR PUBLIC CONSULTATION



PROJECT NAME:
WWW UPGRADES CALEDONIA
CLIENT REF: ENG 70-2021
DRAWING TITLE:
EDINBURGH SQUARE WEST/EAST LAYOUT PLAN

PROJECT NO: 20-2018	DATE: JULY 2021
SCALE: H - 1:250 V - 1:50	IF THIS BAR IS NOT 25mm LONG, ADJUST THE PLOTTING SCALE.
DESIGNED BY: A.TULK	
DRAWN BY: J.AUCKLAND	25mm
CHECKED BY: J.WITHERSPOON	
DRAWING NO.:	REV: 1
SHEET NO.:	3 OF 4



DRAFT
FOR PUBLIC CONSULTATION

BENCHMARK:

SEAL:

THIS DRAWING AND DESIGN IS COPYRIGHT PROTECTED WHICH SHALL NOT BE USED, REPRODUCED OR REVISED WITHOUT WRITTEN PERMISSION BY WT INFRASTRUCTURE SOLUTIONS INC.
THE CONTRACTOR SHALL CHECK AND VERIFY ALL DIMENSIONS AND UTILITY LOCATIONS AND REPORT ALL ERRORS AND OMISSIONS PRIOR TO COMMENCING WORK.
THIS DRAWING IS NOT TO BE SCALED.

NO.	BY	DATE	ISSUE / REVISION
1	JS	2021/11/24	ISSUED FOR PUBLIC CONSULTATION



PROJECT NAME:
WWW UPGRADES CALEDONIA
CLIENT REF: ENG 70-2021

DRAWING TITLE:
NAIRNE STREET LAYOUT PLAN

PROJECT NO: 20-2018	DATE: JULY 2021
SCALE: H - 1:250 V - 1:50	IF THIS BAR IS NOT 25mm LONG, ADJUST THE PLOTTING SCALE.
DESIGNED BY: A.TULK	
DRAWN BY: J.AUCKLAND	25mm
CHECKED BY: J.WITHERSPOON	
DRAWING NO.:	REV: 1
SHEET NO.:	4 OF 4